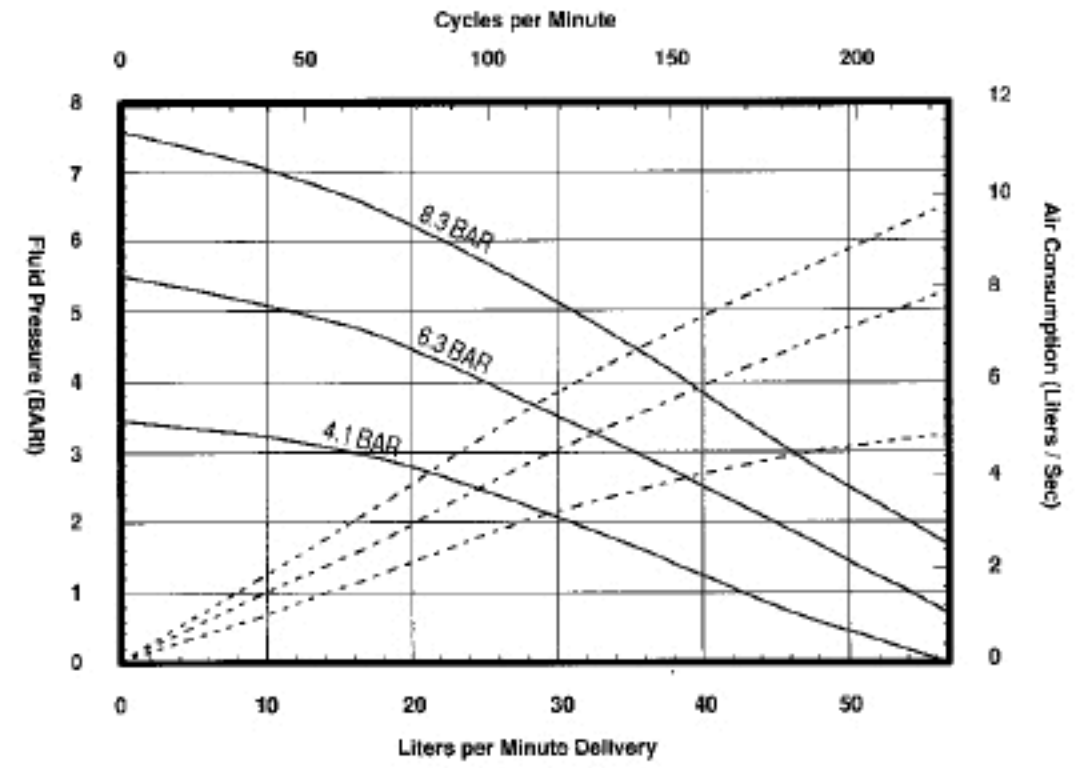
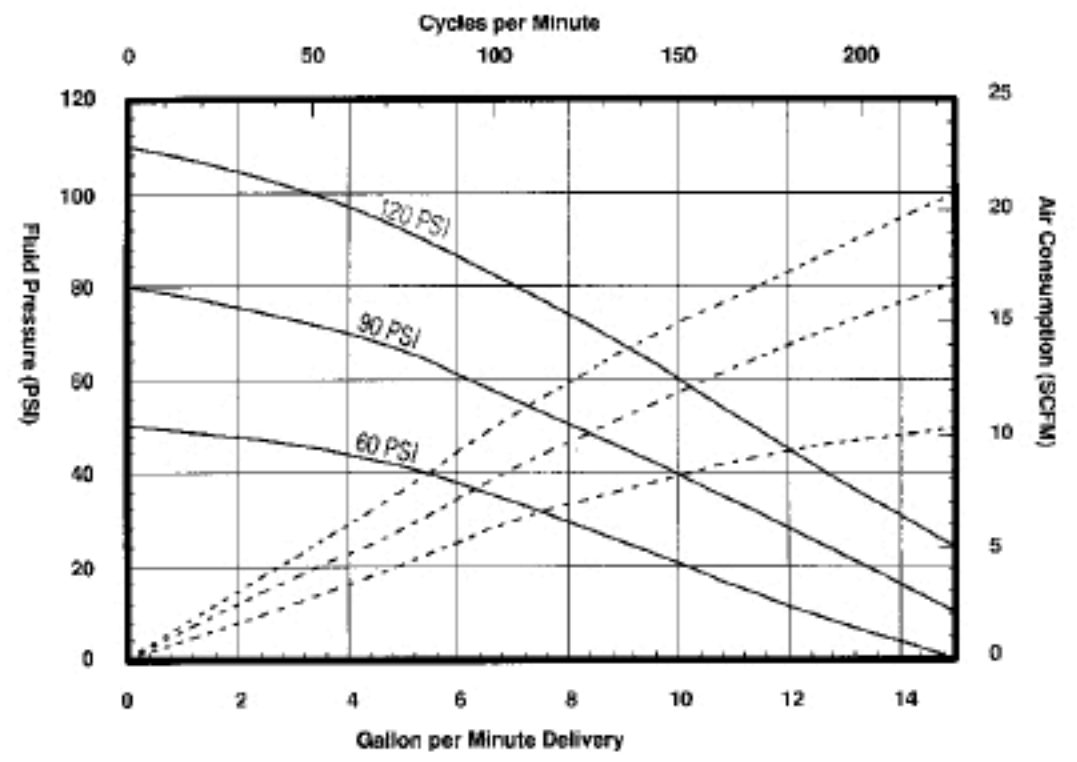
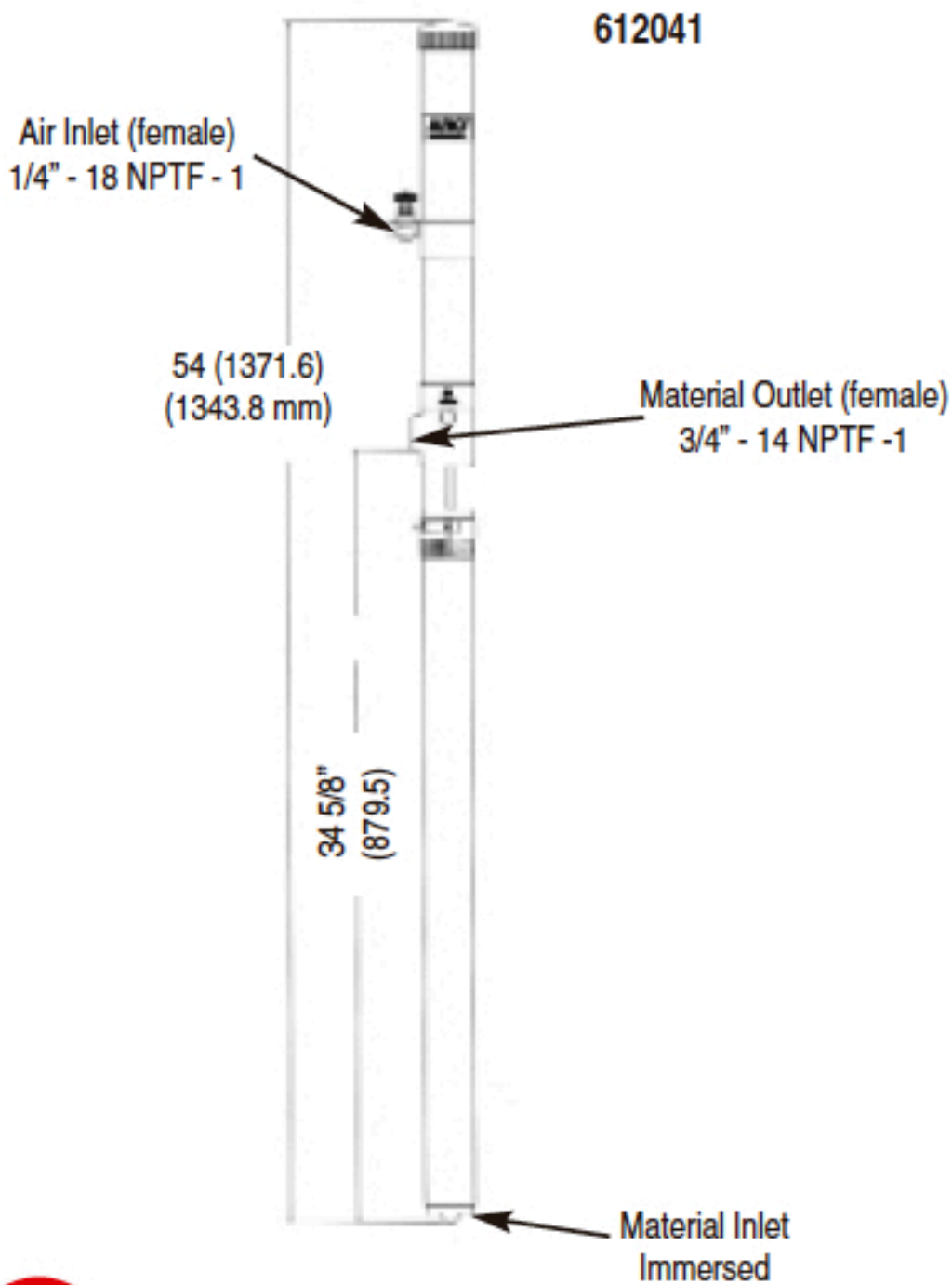


# Performance Specifications

|  |   |
|--|---|
| AIR INLET PRESSURE RANGE:                                  | 0-150 PSI (0-10.3 bar)                    |
| FLUID PRESSURE RANGE:                                      | 0-150 PSI (0-10.3 bar)                    |
| MAX. REC'D CYCLES PER MINUTE:                              | 75  |
| DISPLACEMENT In <sup>3</sup> (cm <sup>3</sup> ) PER CYCLE: | 18.8                                      |
| VOLUME/CYCLES:   | 10.4 oz. (307.7 ml)                       |
| CYCLES PER GALLON (LITER):                                 | 12.3                                      |
| MAXIMUM WORKING FLOW RATE:                                 | 9-GPM (34.1-lpm)                          |
| MAXIMUM FLOW RATE:   | 18 gpm (68.1 lpm)                         |
| NOISE LEVEL:   | 77.8 bd(A) @ 60 psi, 40 cycles per minute |
| RATIO:   | 1:1                                       |
| AIR MOTOR DIAMETER:  | 2" (5.08 cm)                              |
| STROKE:  | 6" (15.24 cm)                             |
| AIR INLET:   | 1/4"-18 NPT 1 (F)                         |
| MATERIAL INLET:  | Immersed                                  |
| MATERIAL OUTLET:   | 3/4"-14 NPTF - 1 (F)                      |
| PUMP CONSTRUCTION:   | Carbon Steel                              |
| LOWER PUMP REPAIR KIT:                                     | 637081 (-1 Buna)<br>637083 (-3 Teflon)    |



# Dimensional Data



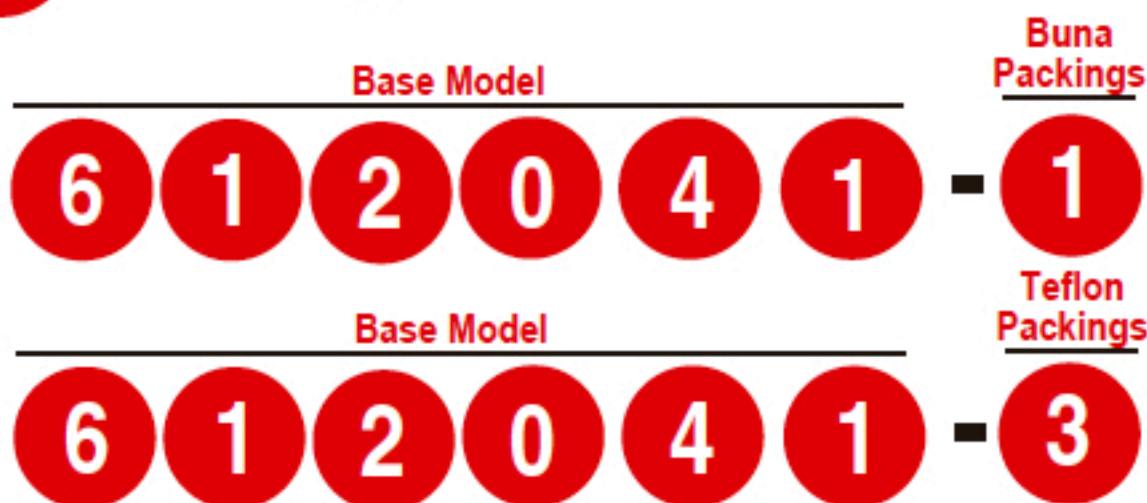
# Accessories

- AIR F/R/L: C28123-600
  - Wall Mount: 61113
  - Muffler: 61879
  - AIR Line Oil: 62274 (1 Quart)
- See Page 35 for Piston Pump accessories.



C28123-600

# Ordering



• 5-Year Warranty!

Get in the **ZONE**