





Description	Images and specifications can be subject to change without notice	Part No.	
Hose Reel, open			
with Swivel and Hose Stop, max 60 bar (870 psi)			
for wall, ceiling and floor mounting suitable for Engine, Gearbox and Hydraulic Oils, as well as diesel, light fuel oil and Anti-Freeze			
Connecting threads on model DN 12 (1/2") Hose: 1/2" swivel nuts, swivel 1/2" male			
Connecting threads on model DN 16 (3/4") Hose: 3/4" swivel nuts, swivel 3/4" male			
Hose Reel, open without hose for max.15 m hose DN12 (1/2")		35 204 10	
Hose Reel, open without hose for max.12 m hose DN16 (3/4")		35 204 34	
Hose Reel, open with 10 m hose DN 12 (1/2")		35 210 04	
Hose Reel, open with 15 m hose DN 12 (1/2")		35 210 11	
Hose Reel, open with 8 m hose DN 16 (3/4")		35 210 35	
Hose Reel, open with 12 m hose DN 16 (3/4")		35 210 59	
Hose Reel with Stainless Steel Shaft, open			
with Stainless Steel Swivel, max. 300 bar (4,350 psi)			
suitable for e.g. windshield cleaner, water, AdBlue® and neutral emulsions. Further liquids upon request.			
New			
EPDM-hose, conductive DN12 (1/2") max. 20 bar, stainless steel (1.4305) swivel R1/2" outlet			
Hose Reel with stainless steel shaft, open without hose		35 211 03	
Hose Reel with stainless steel shaft, open with 10 m hose DN 12		35 211 27	
Hose Reel with stainless steel shaft, open with 15 m hose DN 12		35 211 41	
Hose Reel for Grease, open with Swivel and Hose Stop, max. 500 bar (7,350 psi)			
for wall, ceiling and floor mounting suitable for use in high pressure applications			
Hose: 1/4" outlet, swivel 1/4" female			
Hose Reel for Grease, open without Hose		35 307 30	
Hose Reel for Grease, open with 10 m Hose DN 6 (1/4")		35 310 03	
Hose Reel for Grease, open with 15 m Hose DN 6 (1/4")		35 315 15	
Swivels			
Brass swivel for oil, diesel, anti-freeze, etc., - max. 60 bar Stainless steel swivel for e.g. windshield cleaner, water AdBlue®, max. 300 bar Galvanized steel swivel for grease, max. 500 bar			
Swivel for Hose Reel DN 12 - 1/2" outlets		35 219 98	
Swivel for Hose Reel DN 16 - 1/2" - 3/4" outlets		35 220 01	
Swivel for Hose Reel with stainless steel shaft, 1/2" outlets		35 221 00	
Swivel for Hose Reel for Grease, 1/2" - 1/4" outlet/inlet		35 319 97	
EPDM-hose, conductive			
Connecting hose for hose reel, open with stainless steel shaft incl. swivel nuts 1/2" in stainless steel, max. 20 bar			
New			
EPDM-hose, conductive 1 m		34 620 79	
Wall Bracket for open Hose Reels			
This special mounting bracket enables the open Hose Reels to swivel. The full range of swivel is 120 degrees			
Wall Bracket for open Hose Reels		35 321 23	
2015/04	MATO GmbH & Co. KG Benzstr. 16-24 D - 63165 Mühlheim a.M.	Tel.: +49 (0) 6108 - 906 - 0 lubrication@mato.de	Fax: +49 (0) 6108 - 906 - 120 www.mato.de
			85